

Pacific Cultures Gallery Early Years with Adult helper Level 1 North

Draw something on display you thought was really interesting.

Talk to a friend about why you think it is interesting.

This Outreach Education Program for schools is made possible by the partnership between the South Australian Museum and the Department of Education and Children's Services. Outreach Education is a team of seconded teachers, managed through the Open Access College, who are based in public institutions.

(C) Department of Education and Children's Services and SA Museum

This work may be reproduced by South Australian teachers for use with their students. For all other uses contact the Open Access College.

Authors: Chris Nobbs and Simon Langsford 29/06/06




South Australian Museum Education

Village life in the Pacific islands



On your visit to the Pacific Cultures Gallery you will learn about how the Pacific Islander people live near the sea or in the mountain forests.



Discover how they make their houses, clothing, hunt animals, travel across the sea, and make masks and jewellery to celebrate special occasions.

My name:

South Australian Museum Education

We would like you and all our visitors to enjoy visiting the museum.

- Please stay with your group.
- Walk safely around the exhibitions.
- Talking is an important part of learning. Please remember to use a quiet voice in this public place.
- The museum glass cases can get dirty or scratched. Please enjoy looking without touching.
- Please use the stairs instead of the lifts.

Getting started:

- In small groups take 5 minutes to explore the gallery.



Talk to someone about what you discovered while exploring the gallery.

Today Pacific Islander people live in towns or villages in the mountains or near the sea.



Carrying bags or *belims*, for sale at Rabaul market place.



A man from Iruupi village with a piglet.



A family from Iruupi village.

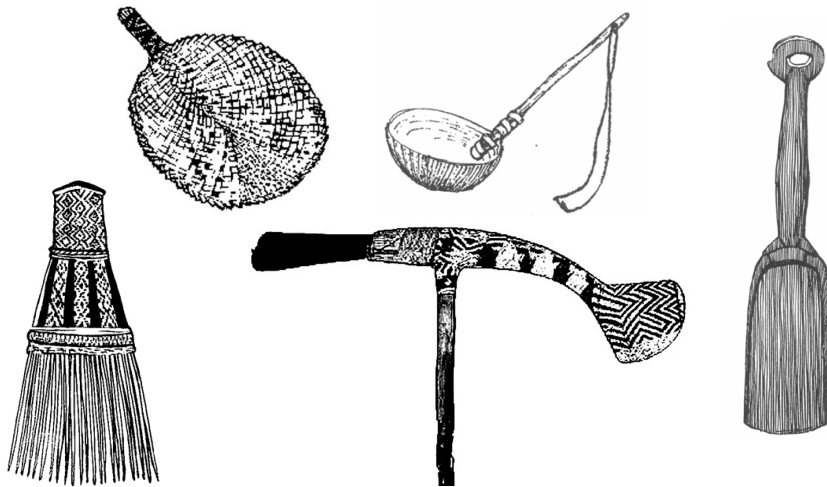
Would you like to live in Iruupi village?

Useful tools

9

The Pacific Islander people invented some really useful tools for special jobs.

Find these useful tools and talk to your friends about what they might have been used for.



Talk about some tools you use for;

digging

eating

carrying water

chopping

cutting

South Australian Museum Education

Village life in the Pacific islands

2

The Pacific Islander people live near the sea or in the mountain forests. Some of the islands where they live are very small.



Try saying the names of the Pacific islands on this map.

There are many more islands where people live and speak their own languages.

In the Pacific Gallery

Look around the displays and watch some films.

Find out how the Pacific Islander people make their houses, clothing, hunt animals, travel across the sea, and make masks and jewellery to celebrate special occasions.




Rope-making day Mailu village.

South Australian Museum Education

At home in the Pacific

3

Find the house with wooden legs made by people in Papua New Guinea.



Talk to your friends about how you could make a house like this?



Would you like to live in this house?

Think about your own house. Write down some things that are different to the house with legs.

People from different countries live in different types of houses.

South Australian Museum Education

Baskets, bags and tapa cloth

8

Find some baskets or bags to carry things in made by people in Vanuatu or Papua New Guinea.



Talk about what you think they are made from.

What do you use to carry things to school?

Find some tapa cloth made by Fijian people. Talk about their different colours and shapes.

Try drawing a tapa cloth design here.



Tapa cloth design.

South Australian Museum Education

Celebrations and masks

7


The people from East New Britain often celebrate special occasions. They get dressed up and wear beautiful jewellery and masks.



Find this *hemlout* mask in the big glass case.

Talk about what they made it from.
How did they wear it in their celebration?

Look at the different masks on display.
Choose your favourite mask and draw it here.




Talk about what you wear on special occasions.

Hunting and fishing

4

Find some things used by Pacific Islander people to catch fish in the sea or hunt for animals in the forest.



Talk with your friends about how the Pacific Islanders catch their fish.

Where do we get our meat and fish from?

When you find these animals tick the circle.


- Pig
- Crocodile
- Bird
- Crayfish

Draw an animal you can see on display.



Travelling on rivers and the sea 5

The Trobriand Islander people often travel across the sea to visit their friends.



Find this big sailing canoe.
Write the names for each part.

Talk about what you think each part is used for.

Point to the place where you would sit.

Find another canoe and draw it here.

South Australian Museum Education

Clothing and ornaments 6

Find some clothes and ornaments worn by the people from Fiji or Vanuatu.



Talk about what you think the Fijian skirts are made from.

What are your clothes made from?

Find some ornaments worn on the **head** or around the **neck**, on an **arm** or a **leg**. Draw your favourite ornament here.

Tell a friend about some jewellery, hats or head-bands you like to wear.

South Australian Museum Education