



Government of South Australia

Department for Education and
Child Development



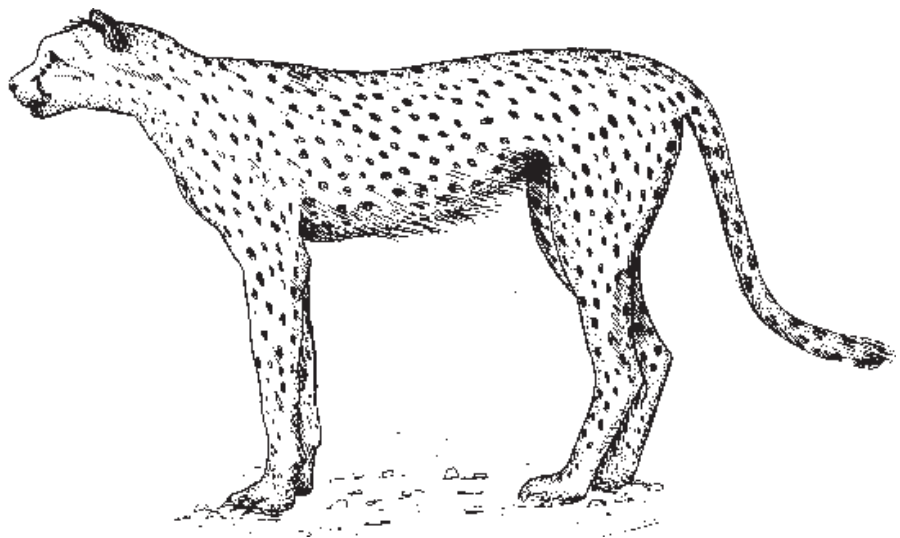
World Mammals – Year 5

Features and Adaptations

This Outreach Education Program for schools is made possible by the partnership between the South Australian Museum and the Department of Education and Children's Services. Outreach Education is a team of seconded teachers who are based in public institutions.

© Department of Education and Children's Services and SA Museum
This work may be reproduced by South Australian teachers for use with their students. For all other uses contact the S.A. Museum Education Service.

Authors: Chris Nobbs and Simon Langsford



South Australian Museum Education Program

Phone: (08) 8207 7429 • Fax (08) 8207 7430 • Email: education@samuseum.sa.gov.au • Web: www.samuseum.sa.gov.au


In your group, look around the gallery and talk about your discoveries.


Find two animals that live in trees.

Try drawing your animals in the boxes.

Label your drawing with the animals' names.

Describe their special features (adaptations) which help them live in trees.






A new mammal

Look for a mammal you have never seen before.

What is its name? _____

Where does it live? _____



What does it eat?

Name one animal that is a carnivore (It eats meat.)

Draw some body parts in the box that help it catch other animals to eat.



Name one animal that is a herbivore. (It eats plants.)

Describe the body parts that help it to keep safe from carnivores? _____

Where does it live?

Find a mammal that lives in a very small area of the world.





(Look at the maps for clues) Draw it here.



Talk about how it can survive in this place.
Record you ideas here.

Adaptations

All of these animals are well suited to their environments. Find each one and find out as much as you can about them. What part of the world do they come from? What sort of environment do they live in? What special features (adaptations) which help them live in their environment?



Skeletons

(Near the front door.)

Find a mammal's skeleton.

What mammal did it belong to ?


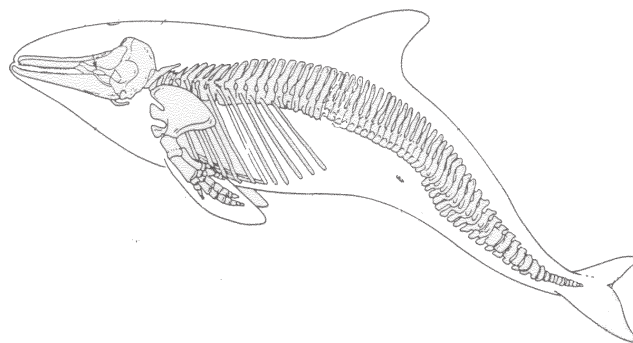
What do mammals have in common?

What kind of environment did it live in?

Draw two bones that fit together.

What part of it's body do they come from?


How do these bones help the animal?



Bones

Protection

Find some mammals that are well protected from their enemies.



Name of animal	How it is protected