

# Fossils

## Primary Years - Student Activities



Government of South Australia  
Department of Education and  
Children's Services

This Outreach Education Program for schools is made possible by the partnership between the South Australian Museum and the Department of Education and Children's Services. Outreach Education is a team of seconded teachers who are based in public institutions.

© Department of Education and Children's Services and SA Museum

This work may be reproduced by South Australian teachers for use with their students. For all other uses contact the S.A. Museum Education Service.

Authors: Chris Nobbs and Simon Langford



South Australian Museum Education Program

Phone: (08) 8207 7429 • Email: [education@samuseum.sa.gov.au](mailto:education@samuseum.sa.gov.au) • Web: [www.samuseum.sa.gov.au](http://www.samuseum.sa.gov.au)

Fossil tree (*Outside the museum by the east wing*)

Before entering the museum, have a close look at the fossil tree trunk.  
Scientists think this fossilised gum tree trunk is over a million years old.



Imogen and Harriet have discovered the fossilised tree.



In a small group or with a partner, talk about how you think the tree trunk became fossilised.

What was the tree trunk turned into? \_\_\_\_\_

See if you can find some fossils trapped in the limestone walls of the museum.

Where do you normally find this type of fossil? \_\_\_\_\_

How do you think they became trapped in limestone? \_\_\_\_\_

\_\_\_\_\_


*Allosaurus atrox* skeleton (*museum foyer above the security desk*)

Imagine Allosaurus jumped down onto the floor in front of your class.

Talk to a friend about what you think would happen next.

Make out you are a **palaeontologist** and look closely at the Allosaurus skeleton.

Write down some facts about what it might have been like when it was alive.



\_\_\_\_\_

\_\_\_\_\_

\_\_\_\_\_

\_\_\_\_\_

\_\_\_\_\_

*Tyrannosaurus rex* **skull** (*Ground Level outside World Mammals Gallery*)

*T. rex* did not live in Australia. It lived in North America. Look closely at its skull.

Why do you think *T. rex* had large holes in its skull? (The holes have been filled in.)

Because \_\_\_\_\_  
\_\_\_\_\_



What evidence can you find that *T. rex* did not eat plants? \_\_\_\_\_

Talk to a friend about why dinosaurs became extinct. Describe some animals alive today that are related to dinosaurs.

\_\_\_\_\_

Addyman **plesiosaur** (*Level 3 Origin Energy Fossil Gallery.*)

Explore the gallery with a partner.



Imagine you were an opal miner and had just discovered this opalised plesiosaur skeleton.

What do the bones tell you about the kind of animal it was?

\_\_\_\_\_

Describe the habitat where the plesiosaur lived.

\_\_\_\_\_

Plesiosaur **model** (*Level 3 Origin Energy Fossil Gallery*)

See if you can find the plesiosaur model.

If the plesiosaur lived 120 million years ago, how do we know what it looked like?

\_\_\_\_\_  
\_\_\_\_\_



Gems from a **desert ocean**

Look for fossils of other sea creatures that lived at the same time as the plesiosaur.



Draw some of them here. Write their names and size.

What mineral have these fossils been turned into? \_\_\_\_\_

**Fossils from the Flinders Ranges** (Level 3 - Opposite the big lift.)

Search the display for one of the oldest fossil.

Write its name here. \_\_\_\_\_

Try drawing the fossil here.




**Big stone slabs in a jigsaw puzzle**

Imagine the seafloor was turned up on its side. You are now standing in front of it!  
Carefully touch the slabs. Talk to a friend about how you know it was the seafloor.

Walk around until you can see underneath the seafloor.

Search for fossils of small soft-bodied animals that were buried under the sand.



Try drawing one here. Use the labels to find out its name and write it down here.

-----

Find the fossil of the biggest **flat worm**.

Record its name. \_\_\_\_\_

**Armour plated animals (Use the Computer Touch Screen)**

Which part of the world's first predator has been fossilised ? \_\_\_\_\_

What was it used for? \_\_\_\_\_

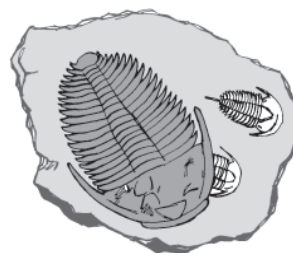
What protection did they have?

\_\_\_\_\_

How old are the **trilobite fossils**? \_\_\_\_\_ million years.

Where were they discovered? \_\_\_\_\_

Ask a friend if they know an animal alive today that looks like a trilobite or the first predator.



## Fossils

### Fossil Clue Card

**Discovered by a policeman.** *(Level 3 Origin Energy Fossil Gallery - Opal Display.)*

I look like an old truck tyre.

If you uncoiled my body I would be very long.

I was full of air so that I could float.

What am I? \_\_\_\_\_

Where did I live? \_\_\_\_\_

How old am I? \_\_\_\_\_ million years.

How did I become a fossil? \_\_\_\_\_

Draw me here.

South Australian Museum Education Program

## Fossils

### Fossil Clue Card

**As old as a dinosaur** *(Level 3 Origin Energy Fossil Gallery - Opal Display.)*

I had a very scaly body like a snake.

I looked like a snake with a turtle's body.

My four flippers helped me move along.

Who am I? \_\_\_\_\_

Where did I live? \_\_\_\_\_

How old am I? \_\_\_\_\_ million years.

How did I become a fossil? \_\_\_\_\_

Draw me here.

South Australian Museum Education Program

# Fossils

## Fossil Clue Card

**Armour plated** (*Level 3 Opposite lift. See window by the seabed slabs.*)

I had a hard outside skeleton to protect me from other hungry animals.

I lived in the sea millions of years ago.


I looked a bit like a garden slater.

What am I? \_\_\_\_\_

Where did I live? \_\_\_\_\_

How old am I? \_\_\_\_\_ million years.

How did I become a fossil? \_\_\_\_\_



South Australian **Museum** Education Program

# Fossils

## Fossil Clue Card

South Australian **Museum** Education Program