

Aboriginal toys and games

Australian Aboriginal Cultures Gallery Level 1

An interesting thing I discovered.

Now you have seen the toys on display, have a look at some other things made by Aboriginal people in the gallery.

This Outreach Education Program for schools is made possible by the partnership between the South Australian Museum and the Department for Education and Child Development.

(C) Department for Education and Child Development and the South Australian Museum
This work may be reproduced by South Australian teachers for use with their students. For all other uses contact the South Australian Museum Education Centre.

Authors: Chris Nobbs and Simon Langsford 29/06/06

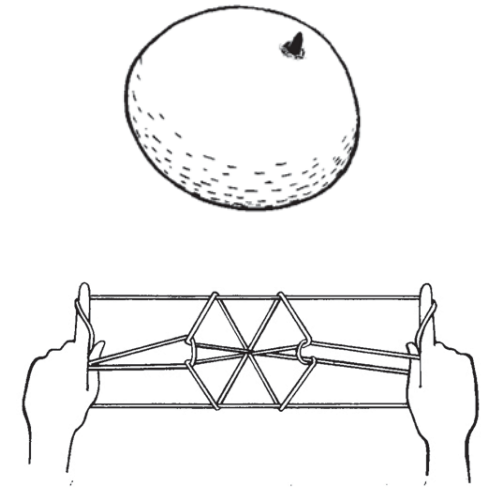


South Australian Museum Education

Aboriginal toys and games

Early Years - Level 1

Children from all cultures around the world can have fun and learn by playing games.



On your visit to the museum you will discover how Aboriginal children from around Australia learn through play.

My name:

South Australian Museum Education

Museum guidelines

1

We would like you and all our visitors to enjoy visiting the museum.

- Please stay with your group.
- Walk safely around the exhibitions.
- Talking is an important part of learning. Please remember to use a quiet voice in this public place.
- The museum glass cases can get dirty or scratched. Please enjoy looking without touching.
- Please use the stairs instead of the lifts.

Orientation:

- In small groups take 5 minutes to explore the gallery and find the 'Play' display.



Talk to someone about what you discovered while exploring the gallery.

Aboriginal toys

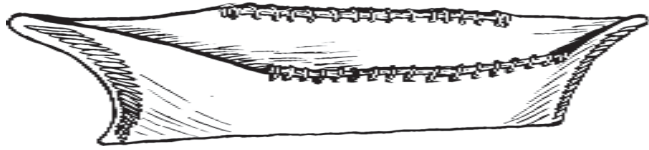
10

Choose a toy that interests you.
Draw and label it. Share your drawing with a partner.

Toy canoes

9

Find this toy canoe made by *Tiwi* children.



What do you think it is made from?



Talk about some games you like playing in water.

Draw your favourite canoe here.

Many *Tiwi* children live on islands and often make toy canoes to play with when they go to the beach.

Australian Aboriginal Cultures Gallery

Aboriginal toys and games

2


Children from all cultures around the world can have fun and learn by playing games.

Find out how Aboriginal children from around Australia learn through play.

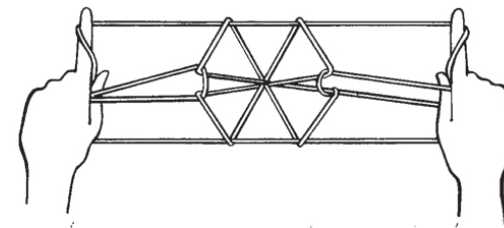


Play display (south-east of gallery)

Look at the film of Aboriginal children playing different games.



Find some of their toys on display.



Australian Aboriginal Cultures Gallery

Spinning and throwing toys

3

See if you can find the throwing and spinning toys used by Aboriginal children.

Circle what they are made from.

wood emu feathers stone



 Talk with a partner about throwing and spinning toys that you have played with.



How are they the same as the toys on display?

How are they different?


Children play old and new games for fun and learn important skills for life such as how to play and work together.

Australian Aboriginal Cultures Gallery

Roller toys

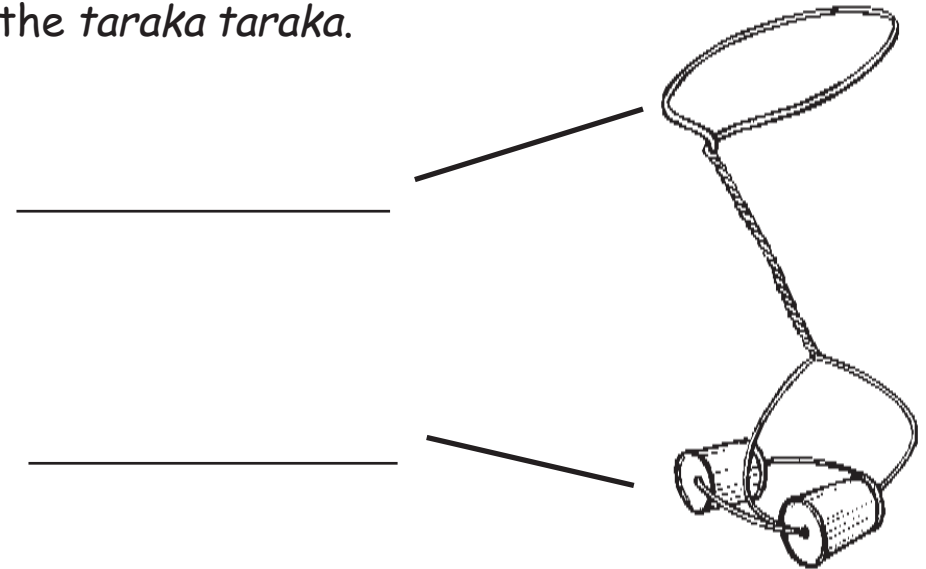
8

See if you can find a *taraka taraka* that *Pitjantjatjara* children made to push or pull.

 Talk about some toys that you push or pull around at home.

What do you think this *taraka taraka* is made from?

Write a name for these parts of the *taraka taraka*.



Try making your own roller toys at home.

Australian Aboriginal Cultures Gallery

Hunting games

7

Pitjantjatjara boys practised hunting animals by throwing spears at a special target rolled along the ground.

Find one of these targets on display.

Circle what it is made from.

stone

tree bark

grass



Find and draw a hunting toy that could fly.


Building shelters

4


Pitjantjatjara people live in desert country. It can be very hot and dry.



Find this toy *wiltja* or shelter made by *Pitjantjatjara* children.



Imagine you are living in the hot, dry desert.

 Talk about how a *wiltja* might protect you. Do you like making cubby houses?

Many *Pitjantjatjara* children have fun making *wiltjas* and learn how *wiltjas* protected people from the wind and sun.

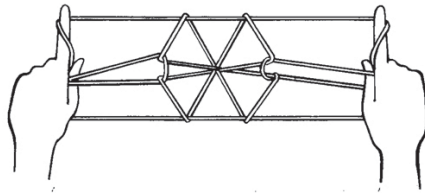

String games

5

These string games were played by *Arrernte* children.

See if you can find the one about...

- a spider
- a butterfly
- an emu



You might like to try learning some string games when you get back to school.

Arrernte children often learned to play these games so they could remember stories they had been told.

Australian Aboriginal Cultures Gallery

Playing string games with Elsie Fisher

6

Elsie Fisher was taught how to play string games by her grandmother when she was a young girl.



Here she is showing Jesse how to play a string game. Try drawing a string game on display that you would like to learn how to play.

Australian Aboriginal Cultures Gallery